

# MEDICAID UNWINDING



NATIONAL TRIBAL  
**HEALTH  
CONFERENCE** TRIBAL  
HEALTH  
EQUITY  
ON OUR  
TERMS

# OVERVIEW

According to Kaiser Family Foundation (KFF)'s Medicaid Enrollment and Unwinding Tracker:

- As of May 10, 2024, almost 22 million Medicaid enrollees have been disenrolled.
- 26% of renewals remain for those who were enrolled prior to Unwinding; 23% were disenrolled and 51% had their coverage renewed.
- Disenrollment rates vary from 13% (ME & NC) to 56% (UT).
- 69% of all disenrollments were due to procedural reasons. Procedural disenrollment rates vary from 23% (ME) to 92% (NV & UT).

# What is the impact of Medicaid Unwinding on the American Indian/Alaska Native (AI/AN) population?



# METHODOLOGY

## Estimates:

- Data: KFF Medicaid Enrollment and Unwinding Tracker; state Medicaid enrollment dashboards and reports
- Method: Multiply state disenrollment numbers (KFF) by AI/AN Medicaid enrollment rates (state enrollment reports)
  - Limited to states with:
    1. Medicaid enrollment data broken down by race/ethnicity
    2. AI/AN as a separate category.

## EXAMPLE: SOUTH DAKOTA

South Dakota's Medicaid disenrollments:  
**61,818**

South Dakota's AI/AN Medicaid enrollment rate:  
49,267 AI/ANs Enrolled / 130,606 Total Enrolled =  
**.3772 or 37.72%**

**61,818** Disenrollments x **.3772** =

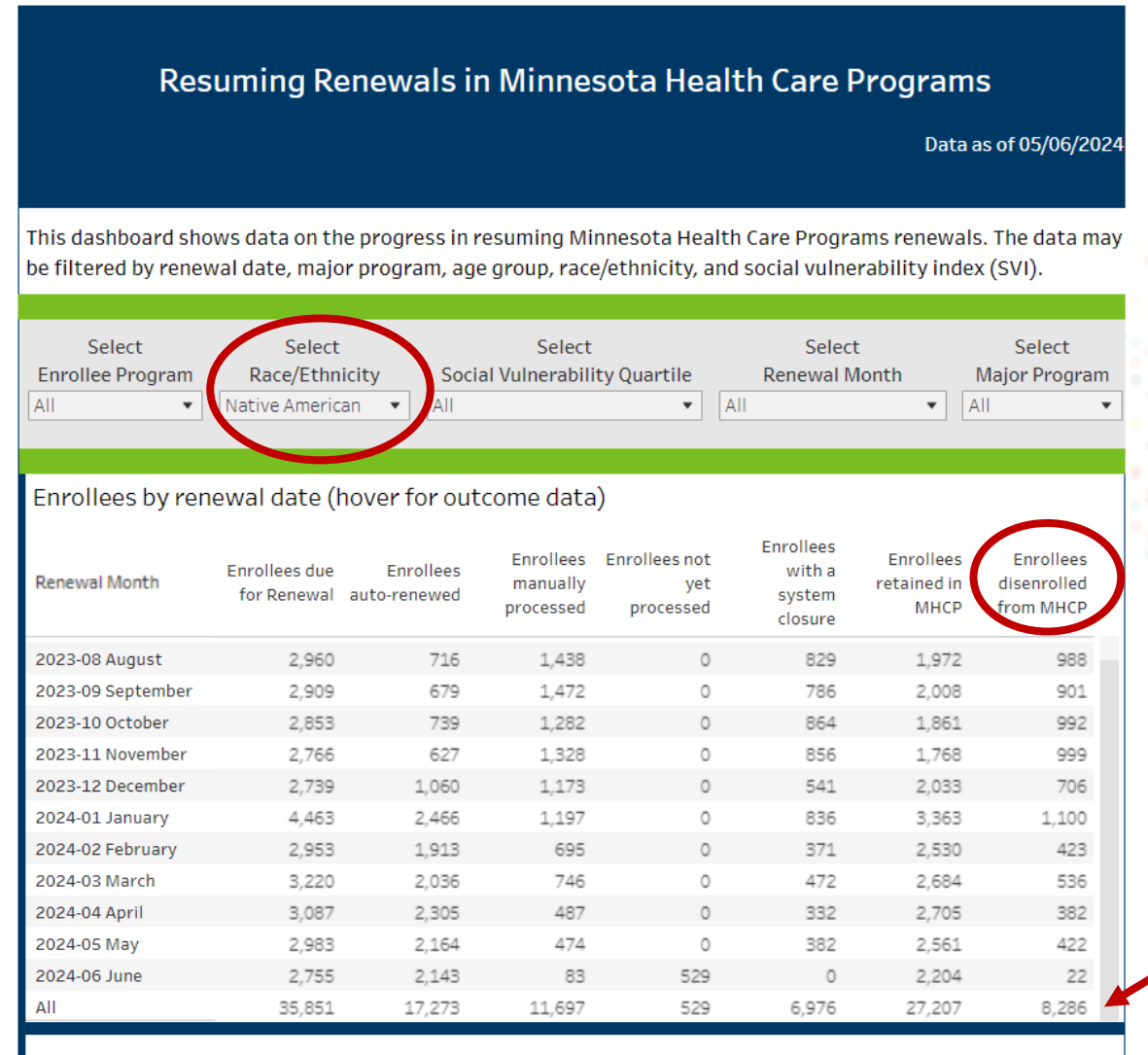
**23,319 AI/ANs Disenrolled in South  
Dakota**

# METHODOLOGY (CONT.)

## **Actual:**

- Data: State Medicaid enrollment dashboards and reports
- Method: Limited to states with:
  1. Medicaid disenrollment data broken down by race/ethnicity
  2. AI/AN as a separate category.

# EXAMPLE: MINNESOTA



**8,286**  
**AI/ANs**  
**Disenrolled**  
**in Minnesota**

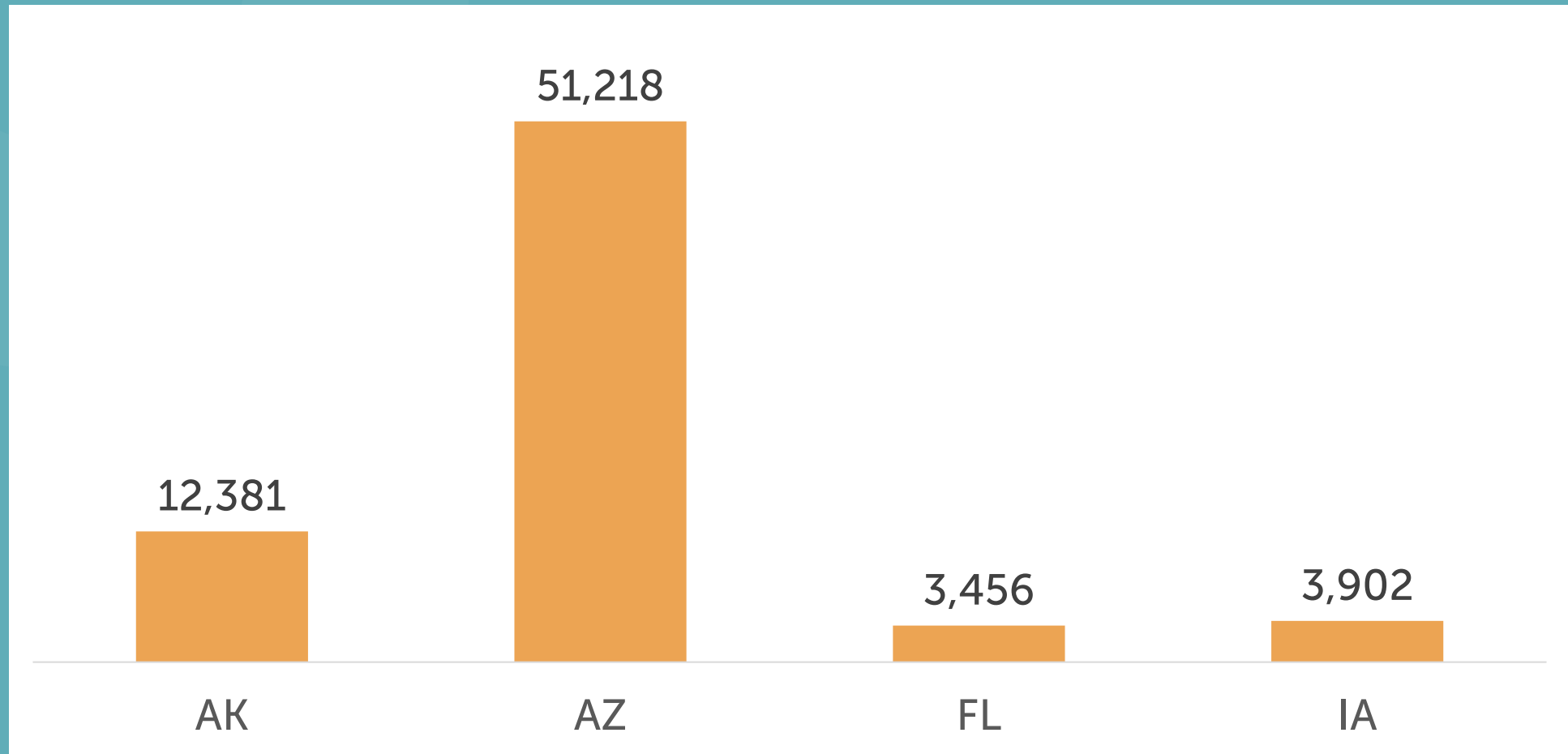
# METHODOLOGY (CONT.)

## Limitations:

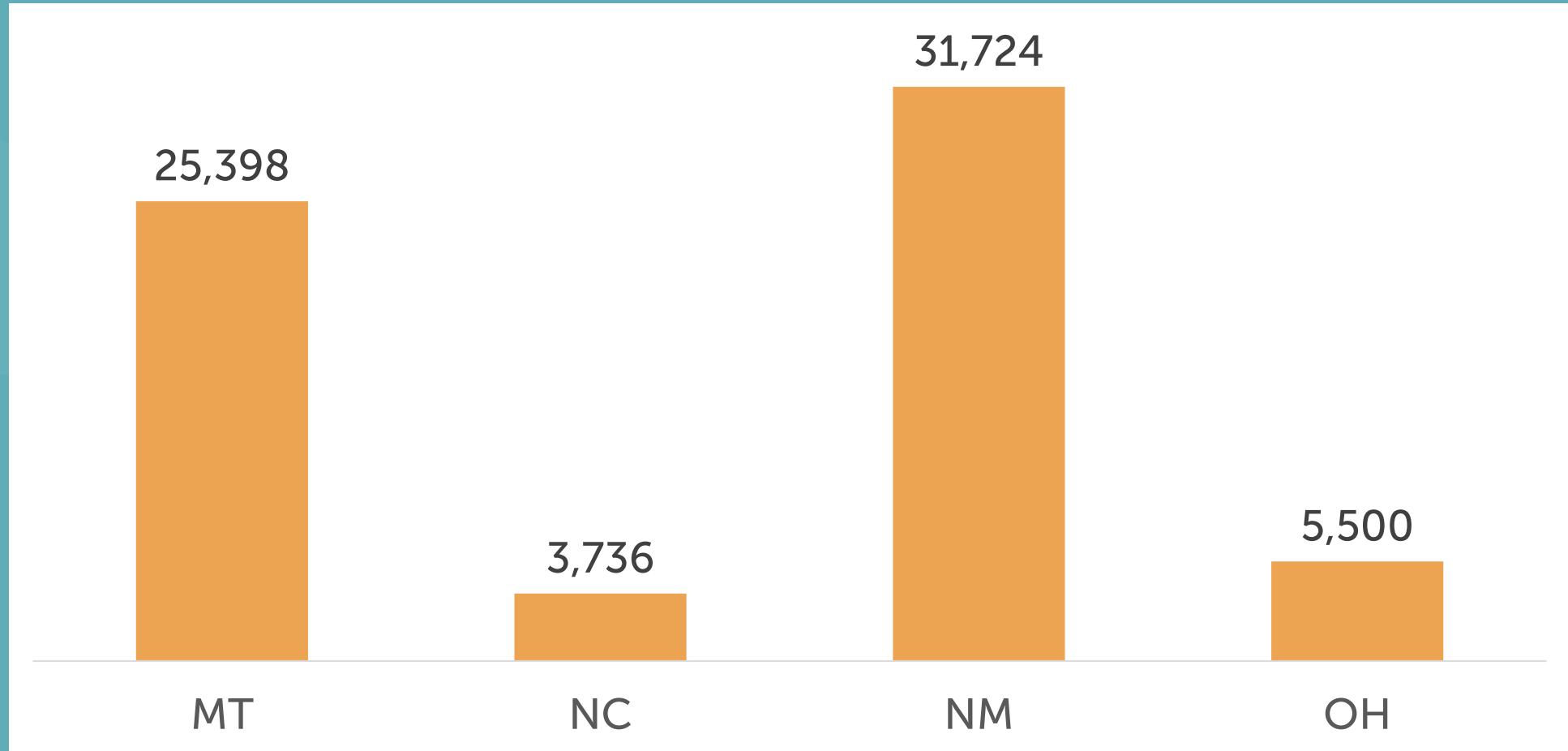
- Large amounts of missing race data in state-reported Medicaid enrollment and disenrollment numbers (see Appendix)
- All states analyzed only report single-race data
- Potential racial misclassification
- Unwinding began at different times for each state (see Appendix) and rates of renewal completion vary
- Limited availability of states with actual disenrollment numbers for AI/ANs (n=4)



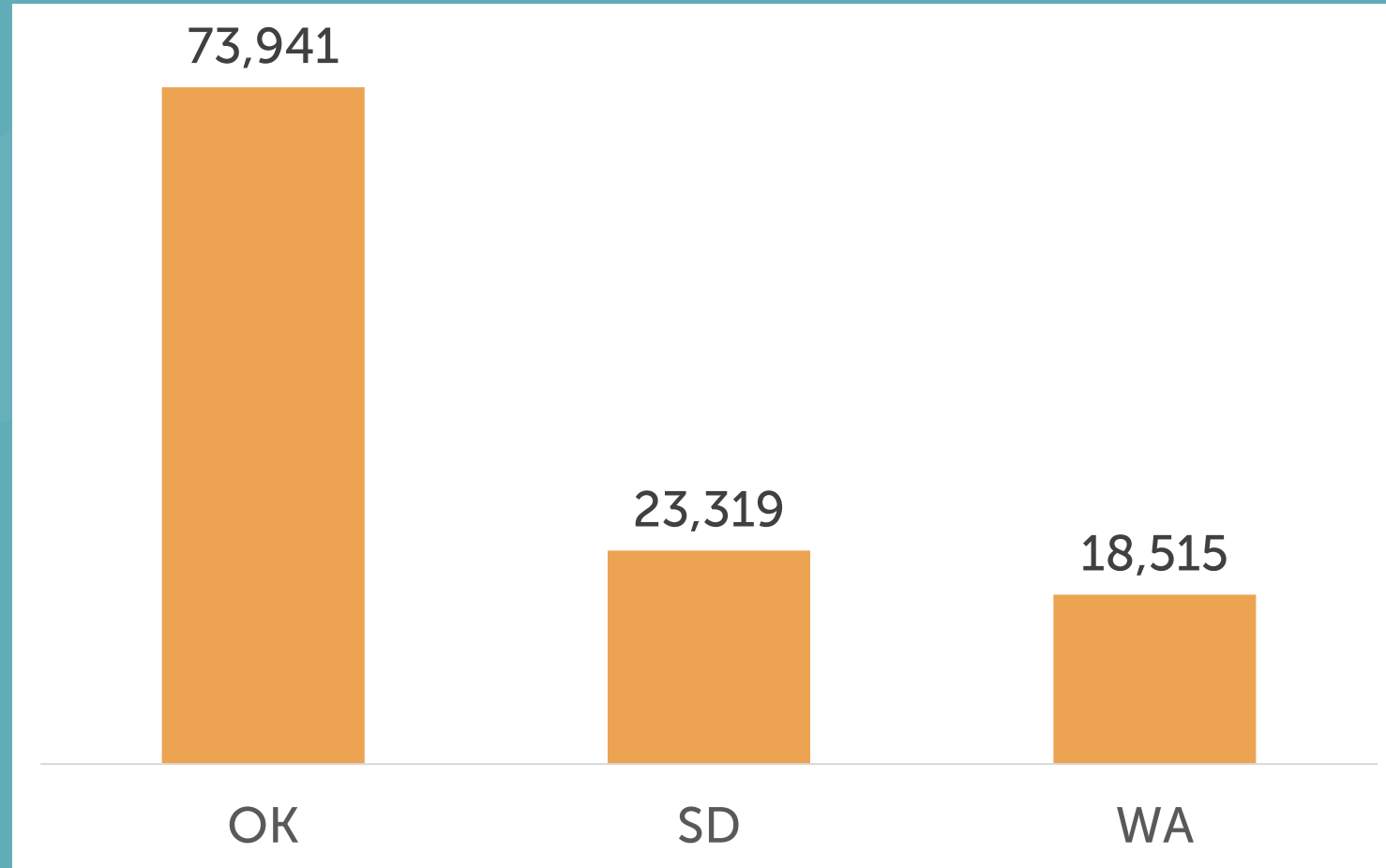
# DATA: **ESTIMATES** of the Number of AI/AN Disenrolled from Medicaid



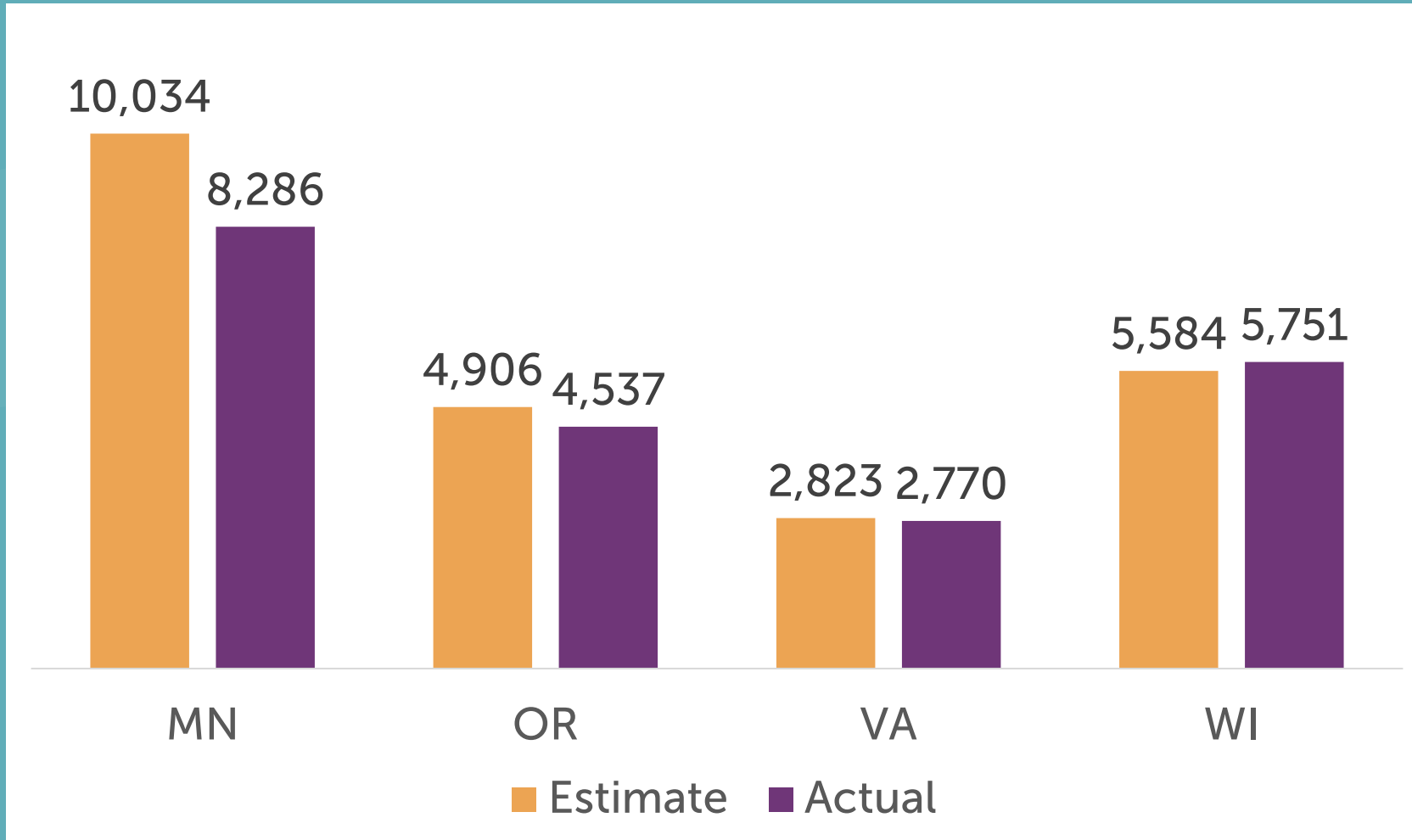
# DATA: **ESTIMATES** of the Number of AI/AN Disenrolled from Medicaid (CONT.)



# DATA: **ESTIMATES** of the Number of AI/AN Disenrolled from Medicaid (CONT.)



# DATA: ACTUAL AND ESTIMATES of the Number of AI/AN Disenrolled from Medicaid



# APPENDIX

State	Month Unwinding Began	Month Unwinding Data Updated	% Missing Race	Enrollment Data Month
AK	June 2023	March 2024 (10 months)	Unknown	March 2024
AZ	May 2023	March 2024 (11 months)	34.70%	April 2024
FL	May 2023	March 2024 (11 months)	9.7%	March 2024
IA	May 2023	April 2024 (12 months)	28.9%	December 2023
MN	July 2023	May 2024 (11 months)	9.03%	April 2024
MT	June 2023	January 2024 (8 months)	Unknown	February 2024
NC	July 2023	March 2024 (9 months)	1.0%	May 2024
NM	May 2023	February 2024 (10 months)	Unknown	April 2024
OH	May 2023	March 2024 (11 months)	7.65%	April 2024
OK	April 2023	March 2024 (12 months)	6%	March 2024
OR	July 2023	April 2024 (10 months)	24.98%	March 2024
SD	April 2023	February 2024 (11 months)	0.19%	March 2024
VA	June 2023	April 2024 (11 months)	Unknown	May 2024
WA	June 2023	March 2024 (10 months)	7.20%	March 2024
WI	July 2023	March 2024 (9 months)	13.81%	March 2024

# REFERENCES

Alaska Department of Health. (2024, May 13). ALASKA DOH Medicaid Unwindings Dashboard. Retrieved May 13, 2024 from

<https://apps.alaskamedicaidforecasting.net/dashboard/>

Arizona Health Care Cost Containment System. (2024). AHCCCS Population Demographics.

[https://www.azahcccs.gov/Resources/Downloads/PopulationStatistics/2024/Demographics\\_04012024.pdf](https://www.azahcccs.gov/Resources/Downloads/PopulationStatistics/2024/Demographics_04012024.pdf)

Florida Agency for Health Care Administration. (2024). Medicaid Enrollment Dashboard External. Retrieved May 13, 2024 from

<https://bi.ahca.myflorida.com/t/FLMedicaid/views/MedicaidEnrollmentDashboardExternal/EnrollmentFastFacts>

Kaiser Family Foundation. (2024, May 10). Medicaid Enrollment and Unwinding Tracker. Retrieved May 13, 2024 from

<https://www.kff.org/medicaid/issue-brief/medicaid-enrollment-and-unwinding-tracker/>

Minnesota Department of Human Services. (2024, May 6). Renewal Dashboard. Retrieved May 13, 2024 from [https://mn.gov/dhs/medicaid-](https://mn.gov/dhs/medicaid-matters/renewal-dashboard/)

[matters/renewal-dashboard/](https://mn.gov/dhs/medicaid-matters/renewal-dashboard/)

Montana Department of Public Health and Human Services. (2024, May 2). Montana Medicaid Enrollment Dashboard. Retrieved May 13,

2024 from <https://dphhs.mt.gov/interactivedashboards/medicaidenrollmentdashboard>

# REFERENCES (CONT.)

New Mexico Human Services Department. (2024). April-By County. <https://www.hsd.state.nm.us/medicaid-eligibility-reports/>

New Mexico Human Services Department. (2024). April-Native Americans By County. <https://www.hsd.state.nm.us/medicaid-eligibility-reports/>

North Carolina Department of Health and Human Services. (2024). NC Medicaid Enrollment Overview. May 13, 2024 from <https://medicaid.ncdhhs.gov/reports/dashboards/enrollment-dashboard>

Ohio Department of Medicaid. (2024). Medicaid Demographic And Expenditure(MDE) Dashboard. Retrieved May 13, 2024 from <https://analytics.das.ohio.gov/t/ODMPUB/views/MedicaidDemographicandExpenditure/Home>

Oklahoma Health Care Authority. (2024). SoonerCare Fast Facts March 2024.

[https://oklahoma.gov/content/dam/ok/en/okhca/docs/research/data-and-reports/fast-facts/2024/april/Total%20Enrollment03\\_24.pdf](https://oklahoma.gov/content/dam/ok/en/okhca/docs/research/data-and-reports/fast-facts/2024/april/Total%20Enrollment03_24.pdf)

Oregon Department of Human Services. (2024). Medical Redeterminations Dashboard. Retrieved May 13, 2024 from

[https://www.oregon.gov/odhs/agency/pages/oep-one-](https://www.oregon.gov/odhs/agency/pages/oep-one-dashboards.aspx?utm_source=ODHS&utm_medium=egov_redirect&utm_campaign=https%3A%2F%2Fwww.oregon.gov%2Fdhs%2Fbenefits%2Fpages%2Fdashboards.aspx#redeterminations)

[dashboards.aspx?utm\\_source=ODHS&utm\\_medium=egov\\_redirect&utm\\_campaign=https%3A%2F%2Fwww.oregon.gov%2Fdhs%2Fbenefits%2Fpages%2Fdashboards.aspx#redeterminations](https://www.oregon.gov/odhs/agency/pages/oep-one-dashboards.aspx?utm_source=ODHS&utm_medium=egov_redirect&utm_campaign=https%3A%2F%2Fwww.oregon.gov%2Fdhs%2Fbenefits%2Fpages%2Fdashboards.aspx#redeterminations)

# REFERENCES (CONT.)

South Dakota Department of Social Services. (2024, April 29). DSS Statistical Information. Retrieved May 13, 2024 from

<https://app.powerbigov.us/view?r=eyJrljoiOTI3ZmIxY2QtYmVhZi00N2lyLTk3YmEtYzhiN2ZiNDAwMzhkliwidCI6IjcwYWY1NDdjLTY5YWItNDE2ZC1iNGE2LTU0M2I1Y2U1MmI5OSJ9>

State of Iowa Department of Health and Human Services. (2024, March 27). Iowa Medicaid Dashboard. Retrieved May 13, 2024 from

<https://app.powerbigov.us/view?r=eyJrljoiMmlyMTQxNzltZmlwNS00ZDI2LThhMDAtZGI1MzZhNmNiMmM3liwidCI6IjhhMmM3YjRkLTA4NWEtNDYxNy04NTM2LTM4YTc2ZDE5YjBkYSJ9>

Virginia Medicaid. (2024). Unwinding Renewal Dashboard. Retrieved May 13, 2024 from <https://www.dmas.virginia.gov/data/return-to-normal-enrollment/eligibility-redetermination-tracker/>

Washington State Health Care Authority. (2024). Apple Health Client Eligibility Dashboard. Retrieved May 13, 2024 from <https://hca-tableau.watech.wa.gov/t/51/views/ClientDashboard-Externalversion/AppleHealthClientDashboard?%3AisGuestRedirectFromVizportal=y&%3Aembed=y>

Wisconsin Department of Health Services. (2024). Medicaid: Renewal Data. Retrieved May 13, 2024 from

<https://www.dhs.wisconsin.gov/medicaid/renewal-data.htm#enrollment-race>